

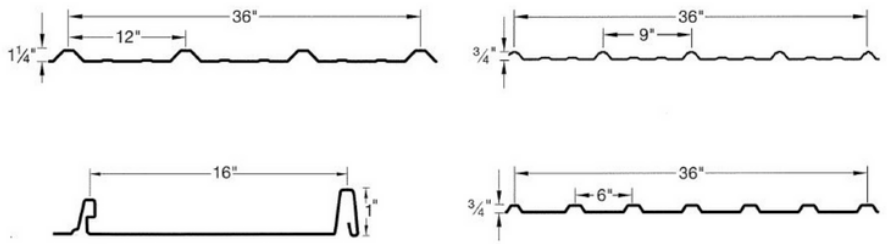
Metal Building Panels

Providing both appealing aesthetics and unparalleled durability, metal has long served as the preferred roofing and siding material for architects and commercial property owners.

Design & Size

We provide Image II custom cut to the inch per specifications. Any length is available from 3" up to 45'. Image II's design features 1" high snap-lock style ribs, spaced 16" on center. 12" wide panels are available at some locations. Thickness options include 26 and 24 gauge panels.

Panels



Trim

26 gauge, standard and custom trims available in lengths up to 21'.


Colors

Available color vary by branch and gauge. Color accuracy is limited by scanning and viewing conditions. Panels carry UL2218 Certification for Impact Resistance.

Actual samples are available on request.



Polar White



Light Stone



Tan



Desert Sand



Taupe



Ash Grey



Charcoal Grey



Black



Hawaiian Blue



Gallery Blue



Rustic Red




Crimson Red



Colony Green



Hunter Green



Fern Green



Copper Metallic



Burgundy



Koko Brown



Burnished Slate



Galvalume